

Jadwa Global Sukuk Fund

Monthly Fund Fact Sheet – 31 October 2025



Fund overview

Investment objective

To generate returns by investing in a diversified portfolio of global Sukuk.

Fund base currency

USD

Benchmark

Jadwa IdealRatings Global Sukuk Index (TR)

Net asset value

USD 97.42 mn

Dealing time / day

10am on all business days

Identification tickers

Bloomberg: JDSUKUK

Lipper: LP65083046

Management fee

Class A: 0.50%

Class B: 0.75%

Class C: -

Class D: 0.75%

Initial subscription fee

up to 3%

Minimum initial subscription

Class A: USD 2.7 mn

Class B: USD 1,000

Class C: USD 1,000

Class D: USD 10

Unit price

Class A: USD 113.5323

Class B: USD 153.2592

Class D: USD 10.0000

Inception date

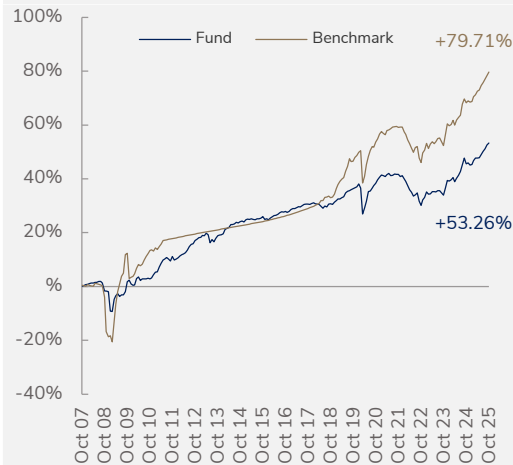
Class A: 27-Aug-2020

Class B: 8-Oct-2007

Class C: 21-Mar-2018

Class D: 24-Feb-2020

Performance since inception - Class B

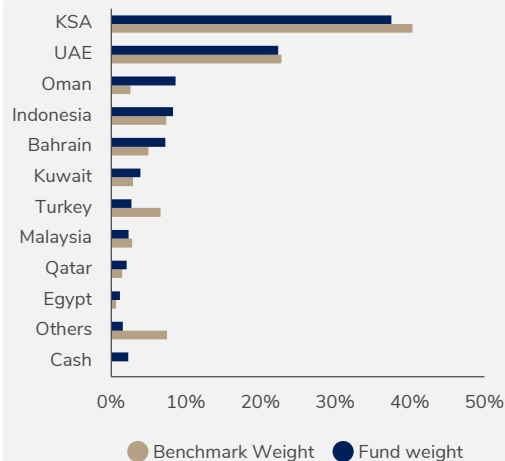


Trailing returns - Class B

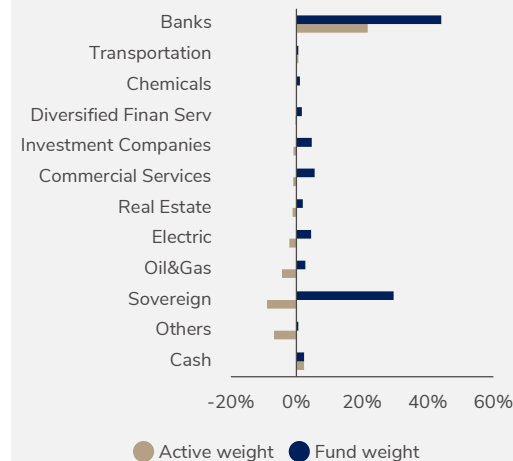
	Fund	BM	Variance
2025 YTD	5.66%	6.64%	-0.97%
1-month	0.45%	0.76%	-0.30%
3-month	2.02%	2.25%	-0.22%
1-Year	5.26%	6.78%	-1.52%
3-Year	5.61%	7.15%	-1.54%
5-Year	2.07%	3.18%	-1.11%
10-Year	1.98%	3.77%	-1.78%
Inception	2.39%	3.27%	-0.88%

Periods greater than 1 year annualised

Country allocation



Sector allocation

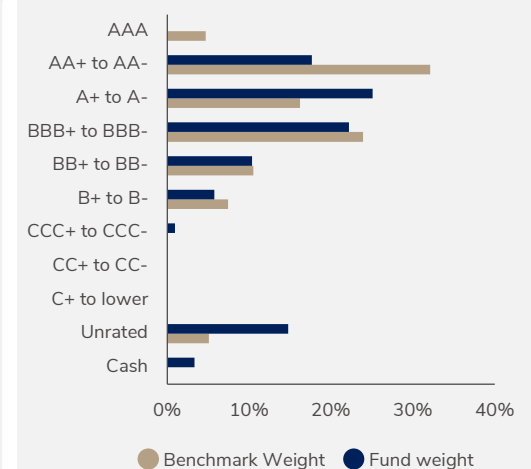


Fund

Weighted avg. coupon	-		
Weighted avg. current yield	4.63%		
Weighted avg. yield to maturity	4.63%		
Weighted average duration	4.91		
Weighted average maturity date	18-May-2030		
Average rating	A-		
Risk measure	3-Year	5 Year	10-Year
Std dev (fund)	2.89%	3.05%	3.45%
Std Dev (benchmark)	3.43%	3.58%	4.02%

**Annualised*

Credit rating profile



Jadwa Global Sukuk Fund

Monthly Fund Fact Sheet – 31 October 2025



Annualized monthly returns - Class-A

Class-A		Jan	Feb	Mar	Apr	May	Jun	Jul	Aug	Sep	Oct	Nov	Dec	Period
2025	Fund	0.22%	0.98%	0.67%	0.09%	0.04%	0.86%	0.83%	0.69%	0.92%	0.48%	--	--	5.92%
	Benchmark	0.12%	1.07%	0.39%	0.79%	0.30%	0.93%	0.62%	0.70%	0.77%	0.76%	--	--	6.64%
2024	Fund	-0.13%	0.33%	0.59%	-1.08%	1.03%	0.71%	1.07%	1.81%	1.68%	-1.38%	0.25%	-0.58%	4.33%
	Benchmark	-0.47%	0.34%	0.91%	-1.09%	1.18%	0.61%	0.52%	2.57%	1.09%	-0.81%	0.39%	-0.19%	5.04%
2023	Fund	1.58%	-0.66%	0.11%	0.67%	0.01%	-0.03%	0.39%	-0.04%	-0.60%	-0.54%	2.00%	2.10%	5.06%
	Benchmark	1.69%	-1.29%	1.11%	0.56%	-0.45%	0.43%	0.75%	0.15%	-0.93%	-0.86%	2.65%	2.56%	6.48%
2022	Fund	-0.87%	-0.66%	-1.08%	-1.07%	-0.64%	-1.06%	0.37%	0.59%	-2.27%	-1.20%	1.56%	0.78%	-5.47%
	Benchmark	-1.13%	-0.60%	-1.29%	-0.96%	-1.03%	-1.04%	1.15%	0.26%	-2.82%	-1.10%	2.43%	0.72%	-5.40%
2021	Fund	0.57%	-0.11%	-0.24%	0.55%	0.32%	-0.59%	0.10%	0.40%	-0.05%	0.02%	-0.54%	0.27%	0.69%
	Benchmark	0.63%	-0.48%	-0.25%	0.95%	0.20%	0.28%	0.39%	0.07%	0.04%	-0.20%	0.07%	0.02%	1.73%
2020	Fund	--	--	--	--	--	--	--	-0.30%*	0.66%	0.64%	0.98%	0.74%	2.75%
	Benchmark	--	--	--	--	--	--	--	-0.13%*	-0.11%	1.23%	0.76%	1.13%	2.91%

*Partial month

Jadwa Global Sukuk Fund

Monthly Fund Fact Sheet – 31 October 2025



Annualized monthly returns - Class-B

Class-B		Jan	Feb	Mar	Apr	May	Jun	Jul	Aug	Sep	Oct	Nov	Dec	Period
2025	Fund	0.20%	0.96%	0.65%	0.06%	0.01%	0.83%	0.81%	0.66%	0.89%	0.45%	--	--	5.66%
	Benchmark	0.12%	1.07%	0.39%	0.79%	0.30%	0.93%	0.62%	0.70%	0.77%	0.76%	--	--	6.64%
2024	Fund	-0.16%	0.31%	0.57%	-1.10%	1.00%	0.69%	1.04%	1.78%	1.66%	-1.41%	0.23%	-0.61%	4.03%
	Benchmark	-0.47%	0.34%	0.91%	-1.09%	1.18%	0.61%	0.52%	2.57%	1.09%	-0.81%	0.39%	-0.19%	5.04%
2023	Fund	1.56%	-0.68%	0.09%	0.64%	-0.02%	-0.05%	0.37%	-0.07%	-0.62%	-0.56%	1.97%	2.07%	4.75%
	Benchmark	1.69%	-1.29%	1.11%	0.56%	-0.45%	0.43%	0.75%	0.15%	-0.93%	-0.86%	2.65%	2.56%	6.48%
2022	Fund	-0.89%	-0.68%	-1.11%	-1.10%	-0.66%	-1.09%	0.35%	0.56%	-2.29%	-1.23%	1.54%	0.75%	-5.74%
	Benchmark	-1.13%	-0.60%	-1.29%	-0.96%	-1.03%	-1.04%	1.15%	0.26%	-2.82%	-1.10%	2.43%	0.72%	-5.40%
2021	Fund	0.55%	-0.13%	-0.27%	0.53%	0.30%	-0.61%	0.08%	0.37%	-0.07%	-0.01%	-0.57%	0.25%	0.40%
	Benchmark	0.63%	-0.48%	-0.25%	0.95%	0.20%	0.28%	0.39%	0.07%	0.04%	-0.20%	0.07%	0.02%	1.73%
2020	Fund	0.83%	-1.14%	-7.02%	1.71%	1.99%	2.70%	0.21%	0.80%	0.64%	0.61%	0.96%	0.72%	2.68%
	Benchmark	0.79%	0.40%	-7.98%	1.78%	3.21%	2.02%	1.51%	0.91%	-0.11%	1.23%	0.76%	1.13%	5.35%
2019	Fund	0.38%	0.46%	0.06%	0.32%	0.31%	0.89%	0.50%	0.28%	0.21%	0.25%	0.18%	0.35%	4.26%
	Benchmark	1.54%	1.03%	0.88%	0.64%	0.37%	1.68%	1.26%	1.97%	-0.67%	0.01%	1.02%	0.45%	10.63%
2018	Fund	0.22%	-0.33%	-0.05%	-0.13%	-0.53%	-0.50%	0.62%	-0.26%	0.80%	0.09%	-0.17%	0.67%	0.42%
	Benchmark	0.23%	0.22%	0.27%	0.28%	0.88%	-0.03%	0.90%	0.07%	0.29%	-0.44%	0.18%	0.82%	3.71%
2017	Fund	0.49%	0.30%	-0.01%	0.35%	0.26%	-0.12%	0.42%	0.34%	0.04%	0.07%	-0.15%	0.28%	2.27%
	Benchmark	0.17%	0.16%	0.18%	0.18%	0.19%	0.19%	0.20%	0.20%	0.19%	0.20%	0.20%	0.22%	2.29%
2016	Fund	-0.23%	0.42%	0.44%	0.33%	0.14%	0.26%	0.52%	0.28%	-0.10%	0.19%	-0.34%	0.34%	2.26%
	Benchmark	0.14%	0.13%	0.14%	0.13%	0.14%	0.14%	0.15%	0.15%	0.15%	0.16%	0.16%	0.17%	1.77%
2015	Fund	0.71%	0.16%	-0.09%	0.15%	-0.12%	-0.08%	0.22%	0.00%	0.21%	0.43%	-0.85%	0.18%	0.92%
	Benchmark	0.11%	0.10%	0.11%	0.10%	0.11%	0.11%	0.11%	0.11%	0.11%	0.11%	0.11%	0.13%	1.33%
2014	Fund	0.29%	1.36%	0.28%	0.38%	0.80%	0.06%	0.19%	0.45%	-0.23%	0.42%	0.19%	-0.31%	3.95%
	Benchmark	0.11%	0.09%	0.10%	0.10%	0.10%	0.10%	0.10%	0.11%	0.10%	0.10%	0.10%	0.11%	1.24%
2013	Fund	0.15%	0.56%	-0.08%	0.77%	-0.52%	-2.48%	1.10%	-0.76%	1.17%	0.81%	0.17%	0.11%	0.94%
	Benchmark	0.11%	0.10%	0.11%	0.11%	0.11%	0.10%	0.11%	0.11%	0.10%	0.11%	0.10%	0.11%	1.27%
2012	Fund	0.42%	0.58%	0.48%	0.22%	0.40%	0.84%	1.16%	0.72%	0.19%	1.08%	0.34%	0.53%	7.17%
	Benchmark	0.13%	0.12%	0.13%	0.12%	0.12%	0.12%	0.12%	0.12%	0.11%	0.11%	0.11%	0.11%	1.44%

Jadwa Global Sukuk Fund (cont'd)

Monthly Fund Fact Sheet – 31 October 2025



Annualized monthly returns - Class-B

Class-B		Jan	Feb	Mar	Apr	May	Jun	Jul	Aug	Sep	Oct	Nov	Dec	Period
2011	Fund	0.83%	0.16%	1.64%	1.40%	1.06%	0.34%	0.59%	-0.54%	-0.63%	1.50%	-1.25%	0.40%	5.59%
	Benchmark	1.13%	-0.53%	0.91%	0.85%	1.14%	0.10%	0.11%	0.11%	0.11%	0.12%	0.12%	0.13%	4.38%
2010	Fund	-0.50%	0.15%	2.29%	0.68%	-1.31%	0.55%	0.00%	0.06%	0.21%	-0.23%	0.27%	1.23%	3.43%
	Benchmark	0.42%	0.88%	1.89%	1.38%	-0.48%	0.54%	1.49%	1.10%	0.98%	1.04%	0.20%	-0.40%	9.40%
2009	Fund	-7.36%	-0.07%	4.88%	1.38%	0.90%	-1.07%	0.57%	-0.05%	1.31%	3.71%	0.59%	-1.38%	2.95%
	Benchmark	0.48%	-2.74%	9.56%	7.18%	5.05%	2.92%	2.85%	1.15%	6.52%	0.40%	-8.30%	0.44%	27.13%
2008	Fund	0.07%	0.32%	0.18%	0.04%	0.18%	0.05%	0.28%	0.06%	-0.59%	-2.98%	-0.01%	-0.23%	-2.65%
	Benchmark	0.58%	-0.22%	-0.21%	-0.13%	1.03%	-0.11%	-0.21%	-0.27%	-0.14%	-4.30%	-13.39%	-2.25%	-18.73%
2007	Fund	--	--	--	--	--	--	--	--	--	0.07%*	0.24%	0.40%	0.71%
	Benchmark	--	--	--	--	--	--	--	--	--	0.46%*	-0.19%	-0.20%	0.07%

*Partial month

Jadwa Global Sukuk Fund

Monthly Fund Fact Sheet – 31 October 2025



Annualized monthly returns - Class-C

Class-C		Jan	Feb	Mar	Apr	May	Jun	Jul	Aug	Sep	Oct	Nov	Dec	Period
2025	Fund	0.24%	0.99%	0.69%	0.10%	0.05%	0.87%	0.84%	0.70%	0.93%	0.49%	--	--	6.04%
	Benchmark	0.12%	1.07%	0.39%	0.79%	0.30%	0.93%	0.62%	0.70%	0.77%	0.76%	--	--	6.64%
2024	Fund	-0.12%	0.34%	0.60%	-1.07%	1.04%	0.72%	1.08%	1.82%	1.70%	-1.37%	0.26%	-0.57%	4.48%
	Benchmark	-0.47%	0.34%	0.91%	-1.09%	1.18%	0.61%	0.52%	2.57%	1.09%	-0.81%	0.39%	-0.19%	5.04%
2023	Fund	1.59%	-0.64%	0.12%	0.68%	0.02%	-0.02%	0.40%	-0.03%	-0.59%	-0.52%	2.01%	2.11%	5.21%
	Benchmark	1.69%	-1.29%	1.11%	0.56%	-0.45%	0.43%	0.75%	0.15%	-0.93%	-0.86%	2.65%	2.56%	6.48%
2022	Fund	-0.86%	-0.64%	-1.07%	-1.06%	-0.62%	-1.05%	0.38%	0.60%	-2.26%	-1.19%	1.58%	0.79%	-5.33%
	Benchmark	-1.13%	-0.60%	-1.29%	-0.96%	-1.03%	-1.04%	1.15%	0.26%	-2.82%	-1.10%	2.43%	0.72%	-5.40%
2021	Fund	0.59%	-0.10%	-0.23%	0.56%	0.33%	-0.57%	0.11%	0.41%	-0.04%	0.03%	-0.53%	0.29%	0.83%
	Benchmark	0.63%	-0.48%	-0.25%	0.95%	0.20%	0.28%	0.39%	0.07%	0.04%	-0.20%	0.07%	0.02%	1.73%
2020	Fund	0.87%	-1.10%	-6.99%	1.74%	2.03%	2.73%	0.25%	0.84%	0.67%	0.65%	1.00%	0.76%	3.13%
	Benchmark	0.79%	0.40%	-7.98%	1.78%	3.21%	2.02%	1.51%	0.91%	-0.11%	1.23%	0.76%	1.13%	5.35%
2019	Fund	0.42%	0.50%	0.11%	0.36%	0.36%	0.93%	0.54%	0.33%	0.25%	0.29%	0.23%	0.39%	4.81%
	Benchmark	1.54%	1.03%	0.88%	0.64%	0.37%	1.68%	1.26%	1.97%	-0.67%	0.01%	1.02%	0.45%	10.63%
2018	Fund	--	--	0.17%*	-0.09%	-0.49%	-0.46%	0.66%	-0.21%	0.85%	0.14%	-0.13%	0.72%	1.15%
	Benchmark	--	--	0.09%*	0.28%	0.88%	-0.03%	0.90%	0.07%	0.29%	-0.44%	0.18%	0.82%	3.06%

*Partial month